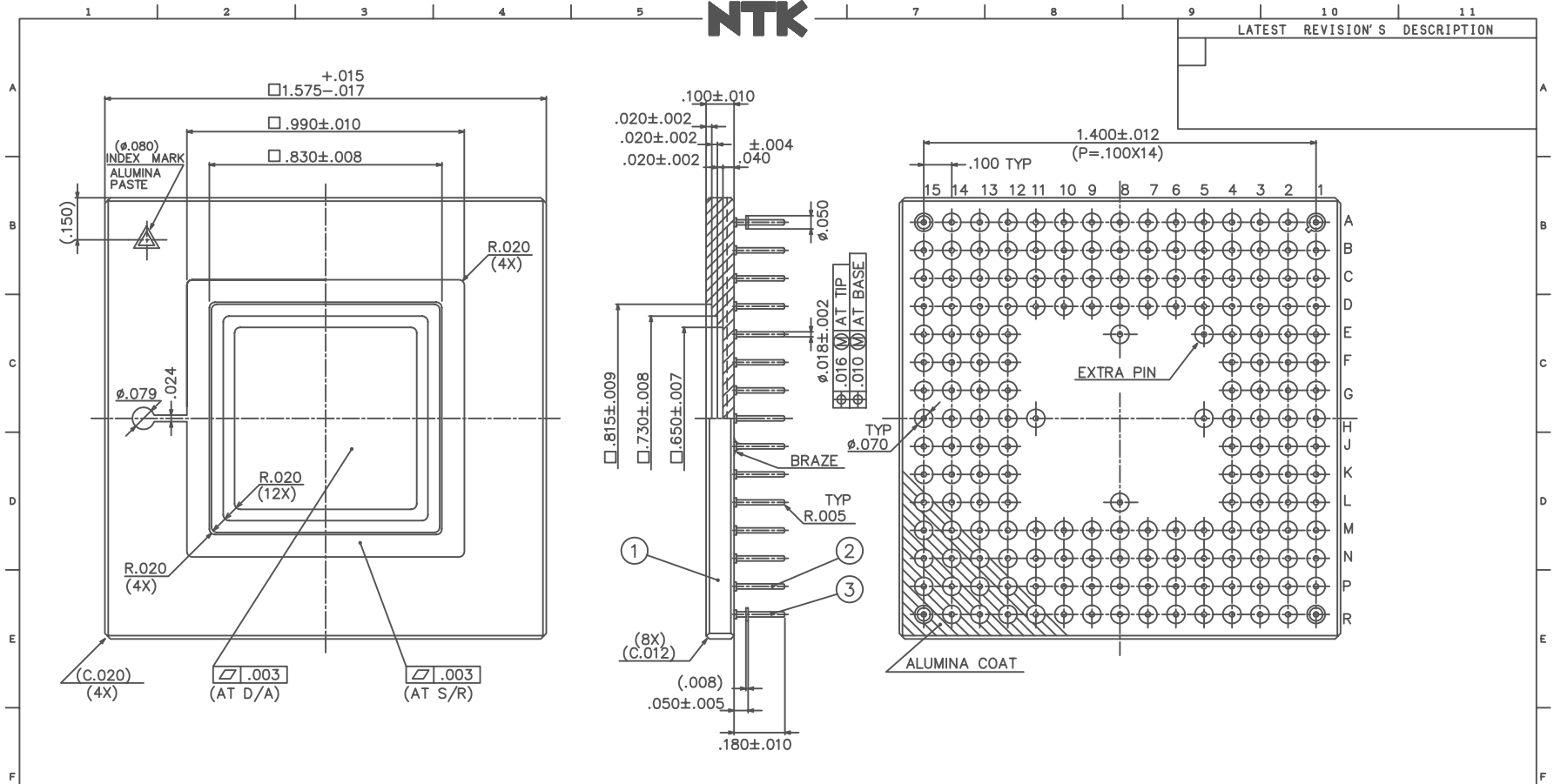




LATEST REVISION'S DESCRIPTION



- NOTES: 1. GOLD PLATE 60? INCHES MIN OVER 50? INCHES MIN NICKEL.  
 2. SEAL RING , DIE ATTACH PAD AND E5 PIN TO BE FLOATING FROM ANY PINS.  
 3. LEAD RESISTANCE:  
 B/G PAD NO. 1,23,46,68,91,113,136,158 --- 150m? MAX.  
 THE OTHERS ----- 800m? MAX.

3	STAND OFF PIN	ALLOY42			
2	PIN	ALLOY42			
1	CERAMIC	BLACK ALUMINA			
Item	Name	Material	Description	Rev.	Description
UNLESS OTHERWISE SPECIFIED TOLERANCES: ± 1%				DRAWN	NEW DRAWING
N. L. T. 1 DECIMALS X. X ± 0.25				CHECKED	DATE
2 DECIMALS X. XX ± 0.13				APPROVED	
CUSTOMER				UNIT	180 PIN GRID ARRAY
DWG NO.				SCALE	IPKX8F1-8837B

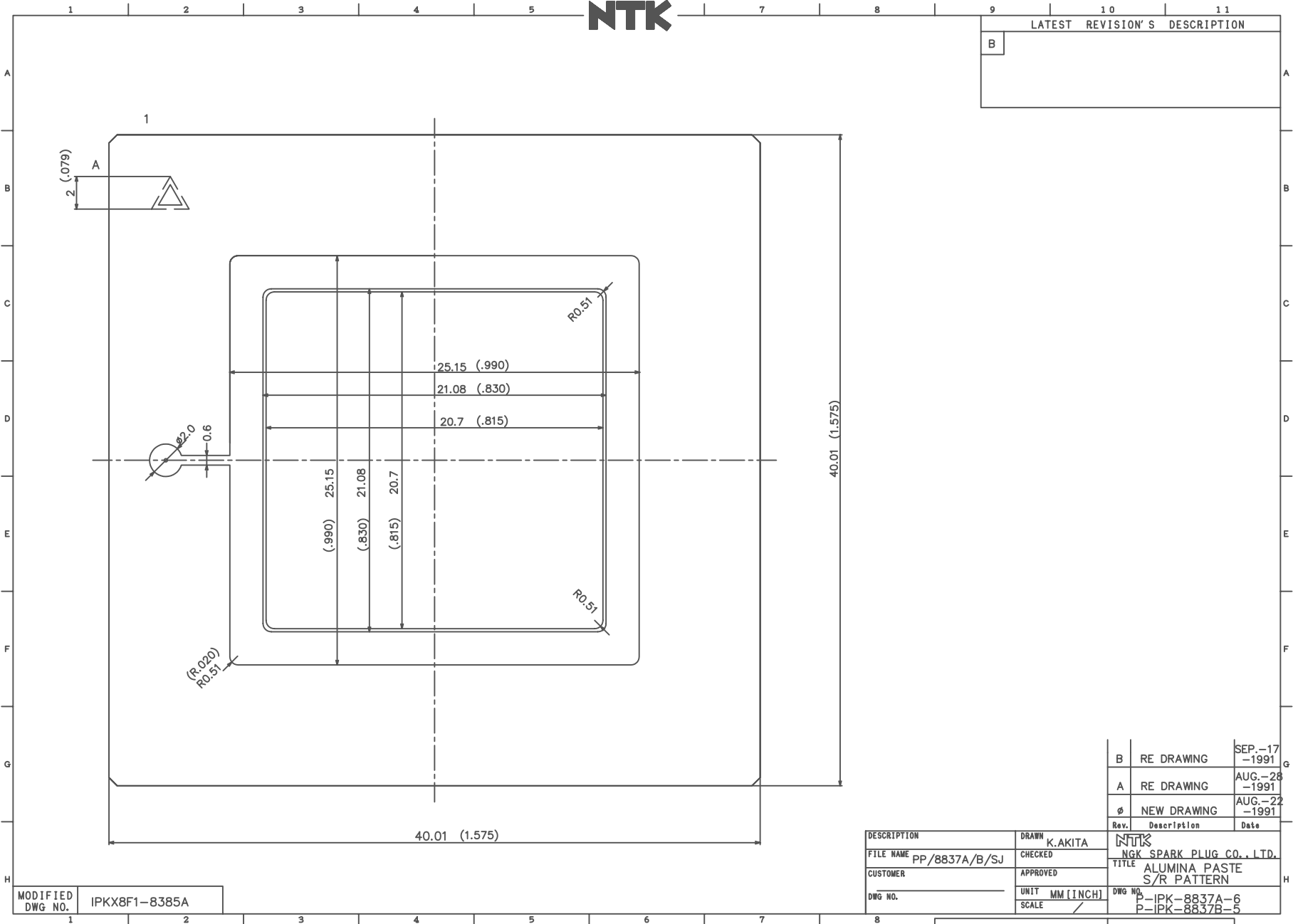
MODIFIED DWG NO.

PART NO. SHEET 1 OF 2





NTK



9	10	11
LATEST REVISION'S		DESCRIPTION
B		

Rev.	Description	Date
B	RE DRAWING	SEP.-17-1991
A	RE DRAWING	AUG.-28-1991
Ø	NEW DRAWING	AUG.-22-1991

DESCRIPTION	DRAWN K.AKITA	NTK
FILE NAME PP/8837A/B/SJ	CHECKED	NGK SPARK PLUG CO., LTD.
CUSTOMER	APPROVED	TITLE ALUMINA PASTE S/R PATTERN
DWG NO.	UNIT MM [INCH]	DWG NO. P-IPK-8837A-6
	SCALE /	P-IPK-8837B-5

MODIFIED DWG NO. 1 IPKX8F1-8385A

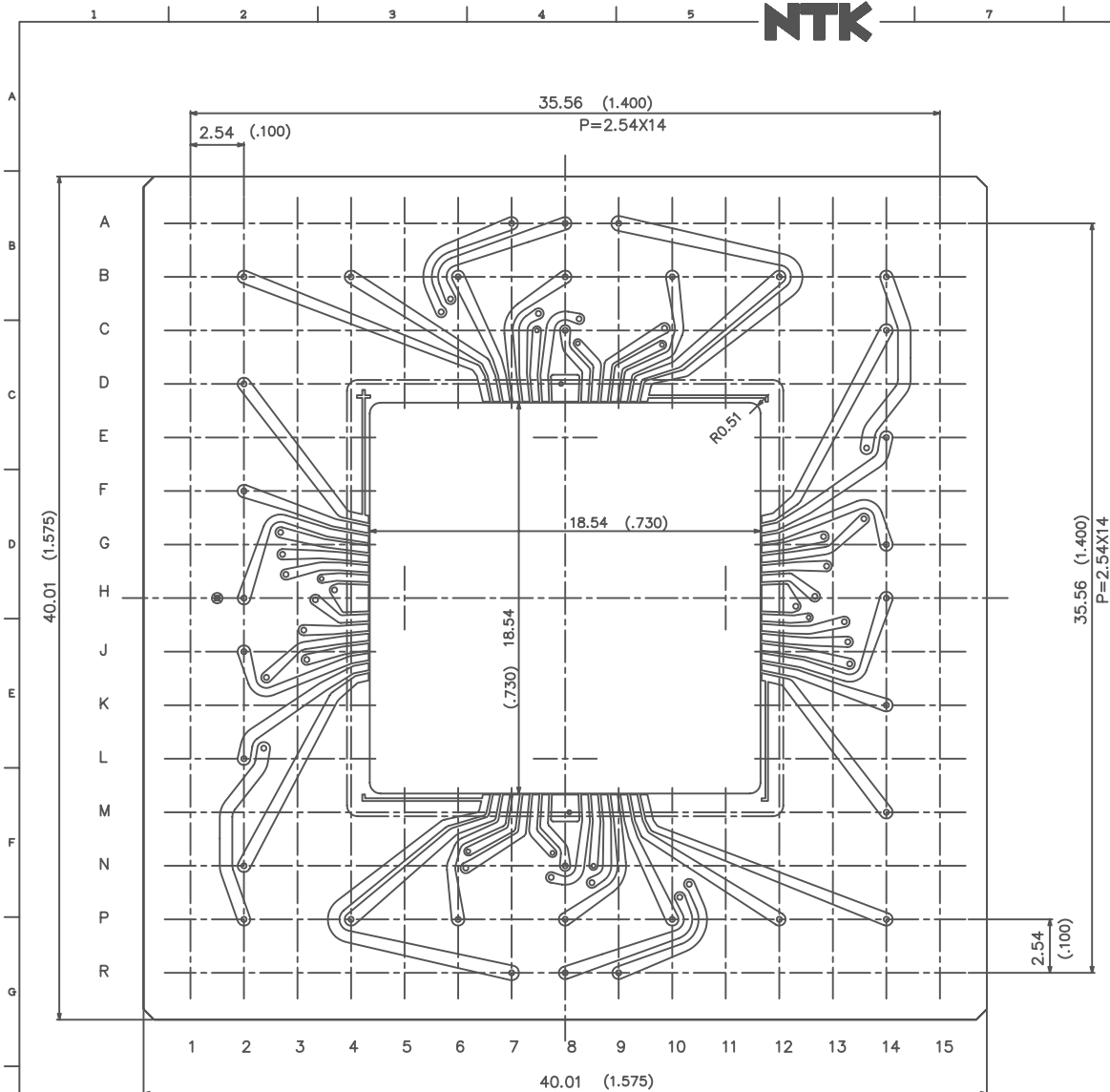
PART NO. SHEET OF



# SSM P/N CPG18029

**NTK**

LATEST REVISION'S DESCRIPTION	
B	CHG. TARGET MARK



Rev.	Description	Date
B	RE DRAWING	SEP.-17-1991
A	RE DRAWING	AUG.-28-1991
Ø	NEW DRAWING	AUG.-22-1991

DESCRIPTION	DRAWN K.AKITA	NTK
FILE NAME PP/8837A/B/SJ	CHECKED	NGK SPARK PLUG CO., LTD.
CUSTOMER	APPROVED	TITLE
DWG NO.	UNIT MM [INCH]	UPPER B/G PATTERN
	SCALE /	DWG NO. P-IPK-8837A-4

MODIFIED DWG NO. IPKX8F1-8385A

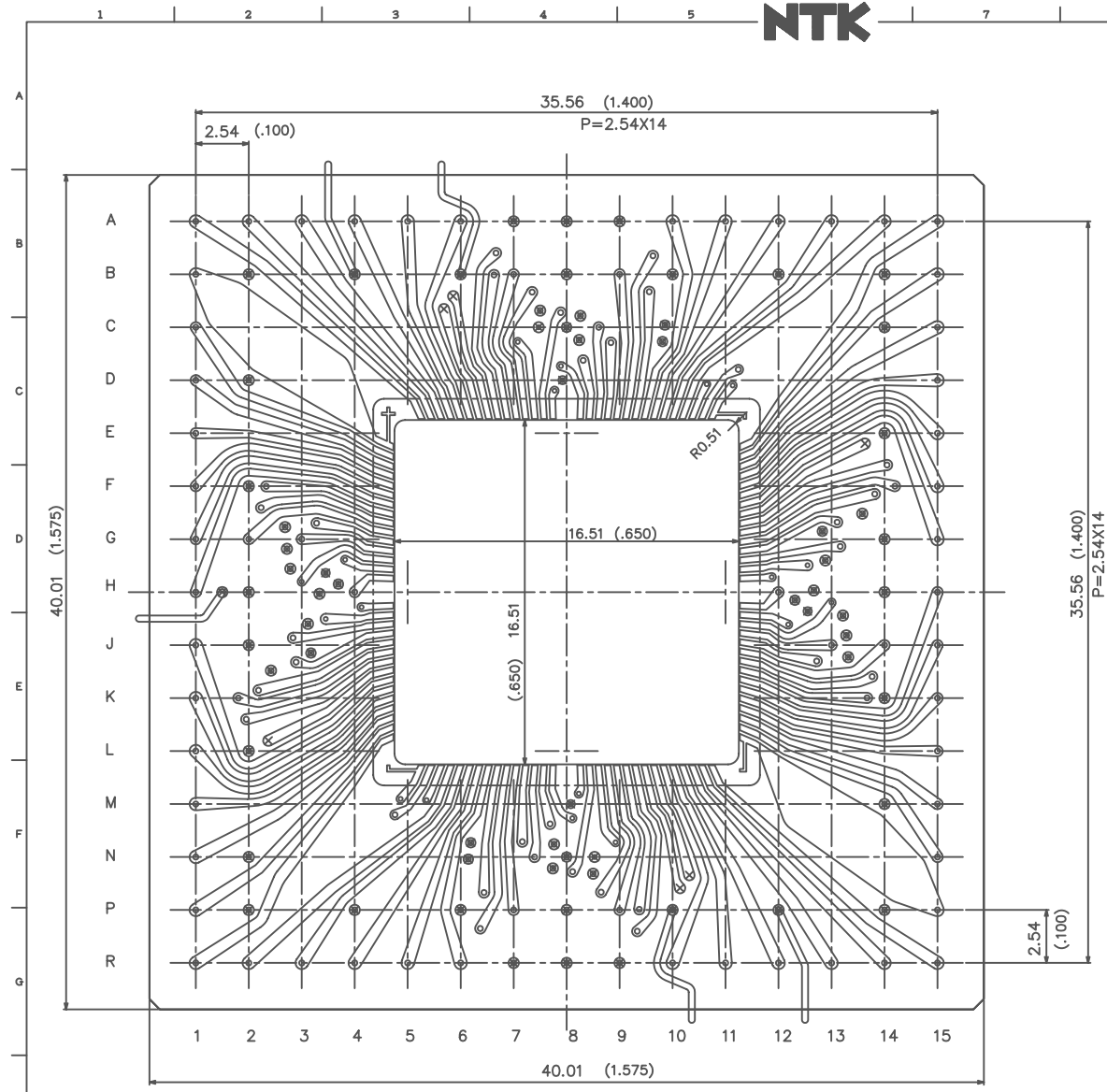
PART NO. SHEET OF



# SSM P/N CPG18029

**NTK**

LATEST REVISION S DESCRIPTION	
B	CHG. TARGET MARK



MODIFIED DWG NO. IPKX8F1-8385A

DESCRIPTION	DRAWN K.AKITA	DATE
FILE NAME PP/8837A/B/SJ	CHECKED	SEP.-17-1991
CUSTOMER	APPROVED	AUG.-28-1991
DWG NO.	UNIT MM [INCH]	AUG.-22-1991
	SCALE	
		TITLE
		NGK SPARK PLUG CO., LTD.
		LOWER B/G PATTERN
		DWG NO.
		P-IPK-8837A-3

Rev.	Description	Date
B	RE DRAWING	SEP.-17-1991
A	RE DRAWING	AUG.-28-1991
0	NEW DRAWING	AUG.-22-1991

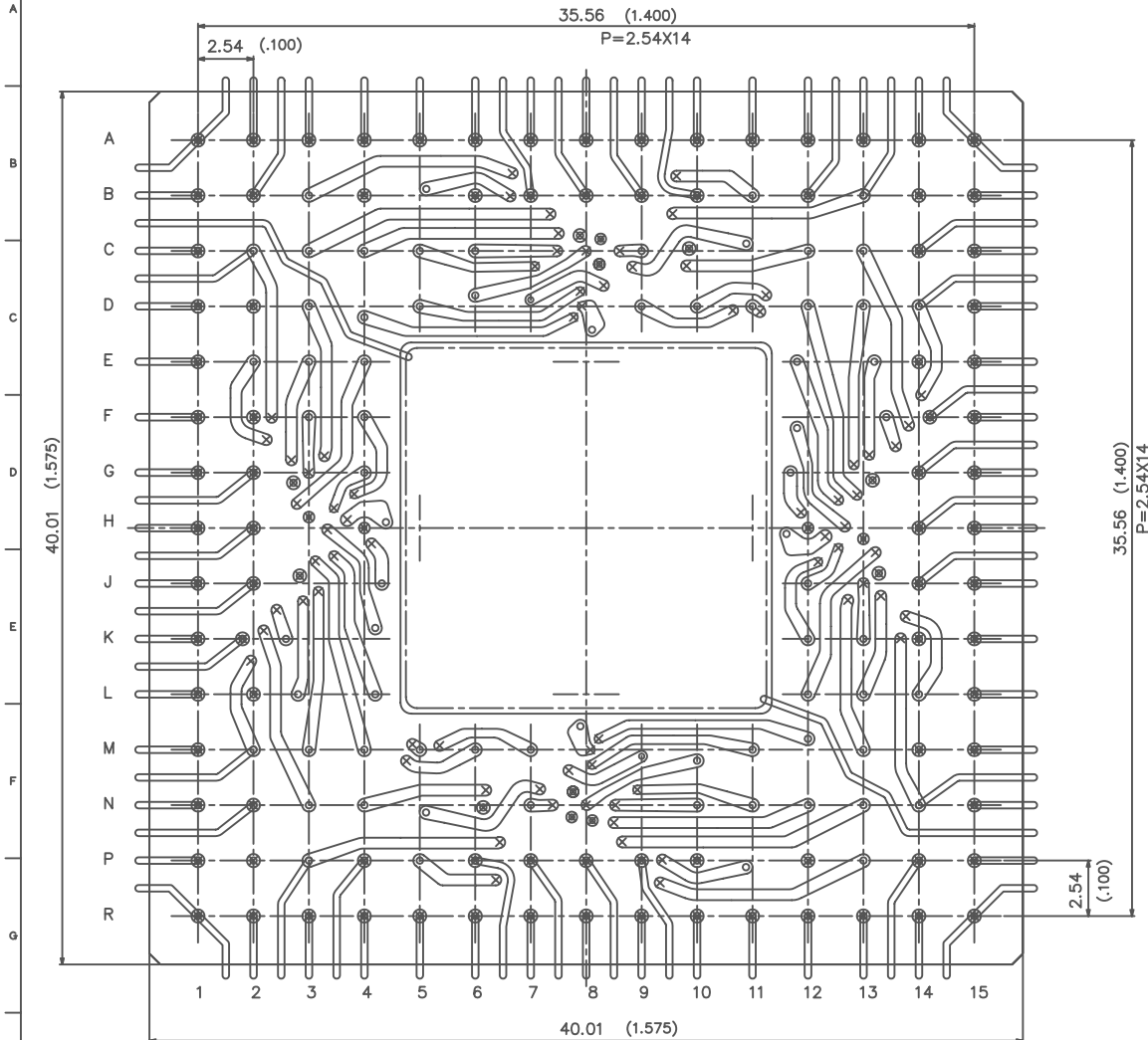
PART NO. SHEET OF



# SSM P/N CPG18029

**NTK**

LATEST REVISION'S DESCRIPTION	
B	



MODIFIED DWG NO. 1 IPKX8F1-8385A

DESCRIPTION	DRAWN	K.AKITA	NTK
FILE NAME	CHECKED		NGK SPARK PLUG CO., LTD.
CUSTOMER	PP/8837A/B/SJ	APPROVED	TITLE
			D/A PAD PATTERN
DWG NO.	UNIT	MM [INCH]	DWG NO.
	SCALE	/	P-IPK-8837A-2A

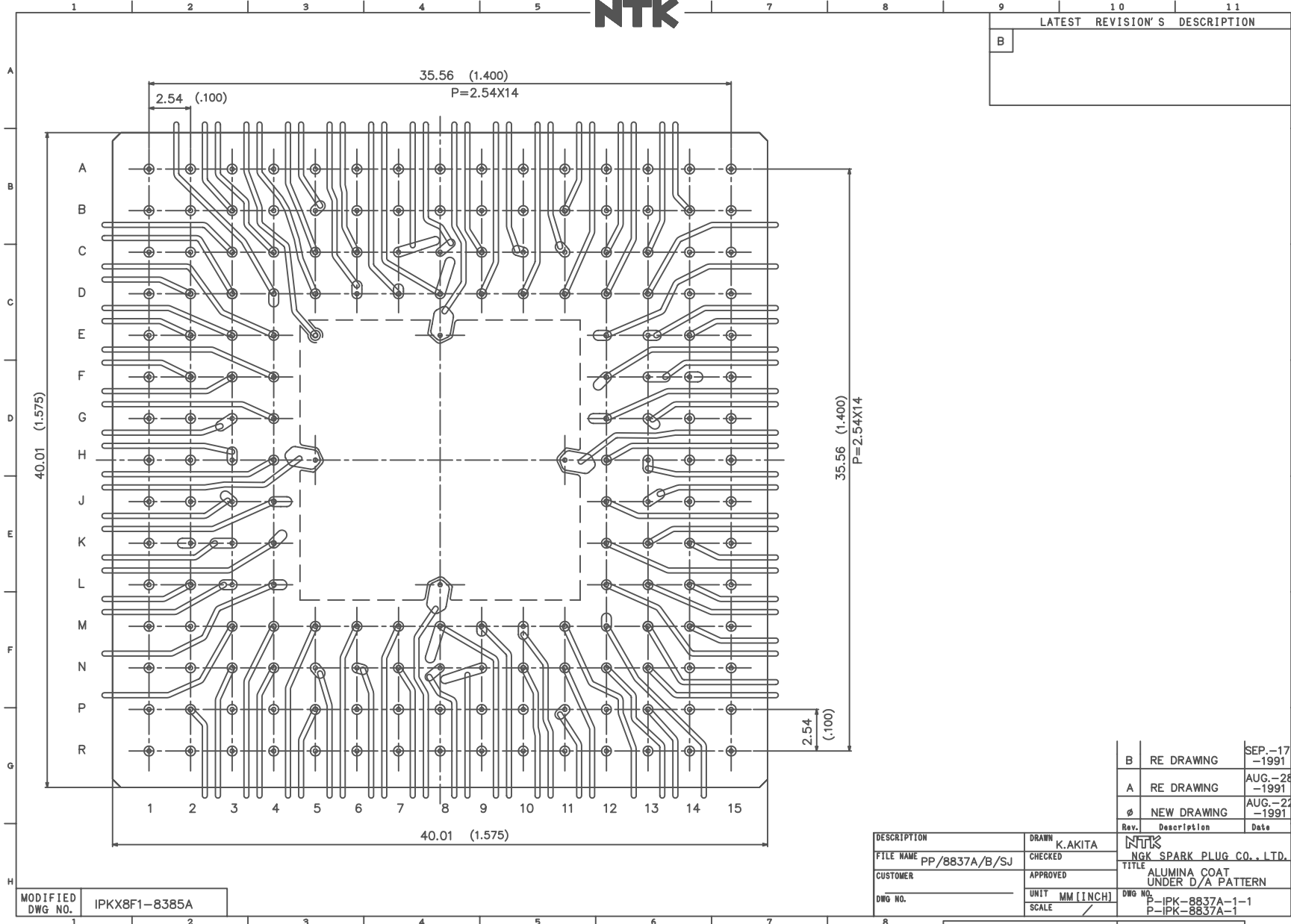
Rev.	Description	Date
B	RE DRAWING	SEP.-17-1991
A	RE DRAWING	AUG.-28-1991
∅	NEW DRAWING	AUG.-22-1991

PART NO. SHEET OF



# SSM P/N CPG18029

**NTK**



LATEST REVISION S		DESCRIPTION
B		

Rev.	Description	Date
B	RE DRAWING	SEP-17-1991
A	RE DRAWING	AUG-28-1991
∅	NEW DRAWING	AUG-22-1991

DESCRIPTION	DRAWN K.AKITA	NTK
FILE NAME PP/8837A/B/SJ	CHECKED	NGK SPARK PLUG CO., LTD.
CUSTOMER	APPROVED	TITLE ALUMINA COAT UNDER D/A PATTERN
DWG NO.	UNIT MM [INCH]	DWG NO. P-IPK-8837A-1-1
	SCALE /	P-IPK-8837A-1

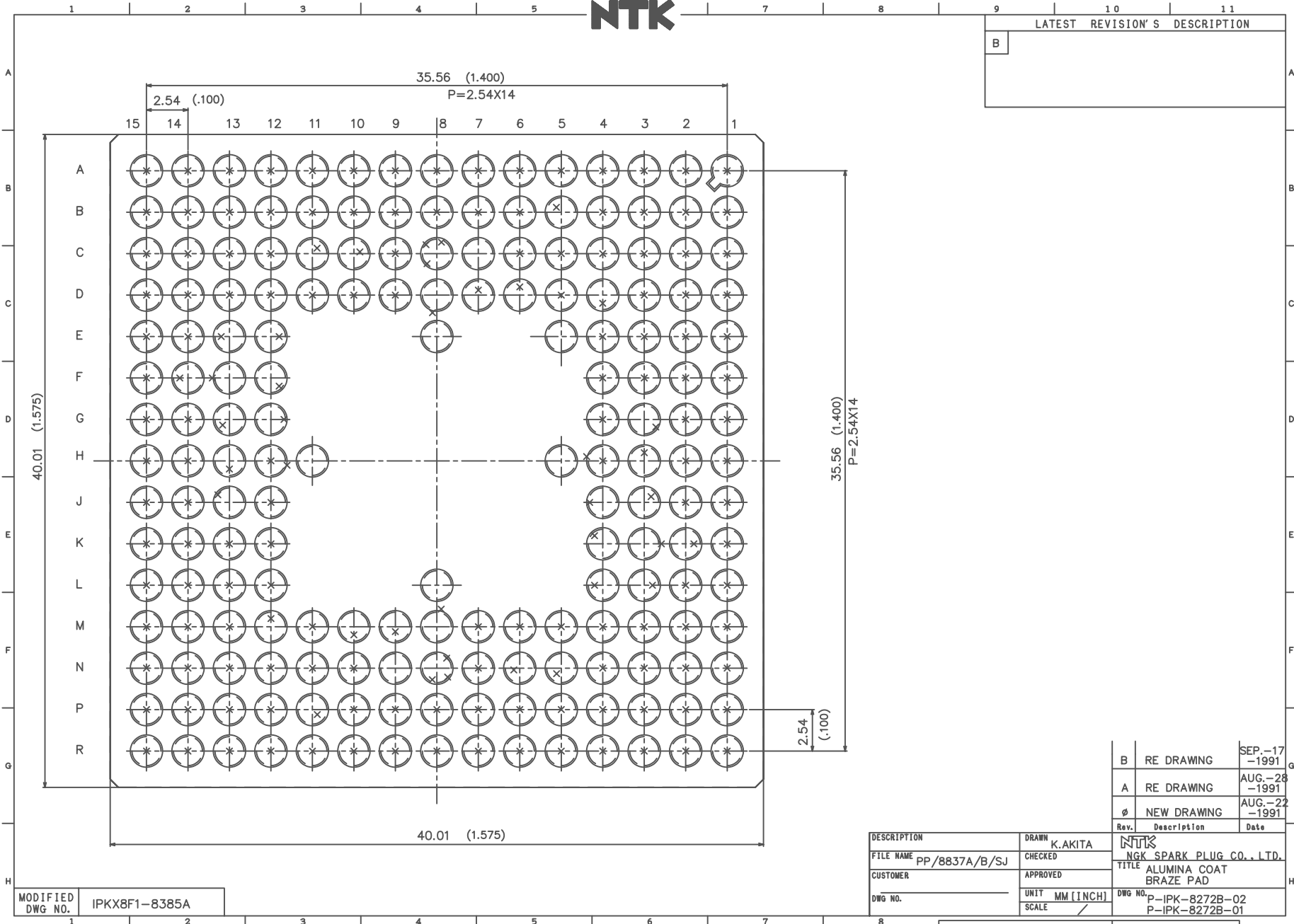
MODIFIED DWG NO. 1 IPKX8F1-8385A

PART NO. SHEET OF





9	10	11
LATEST REVISION'S		DESCRIPTION
B		



Rev.	Description	Date
B	RE DRAWING	SEP.-17-1991
A	RE DRAWING	AUG.-28-1991
φ	NEW DRAWING	AUG.-22-1991

DESCRIPTION	DRAWN	K.AKITA	 NGK SPARK PLUG CO., LTD. TITLE ALUMINA COAT BRAZE PAD
FILE NAME	CHECKED		
CUSTOMER	APPROVED		
DWG NO.	UNIT	MM [INCH]	
	SCALE	/	DWG NO.
			P-IPK-8272B-02
			P-IPK-8272B-01

MODIFIED DWG NO. IPKX8F1-8385A

PART NO. SHEET OF

