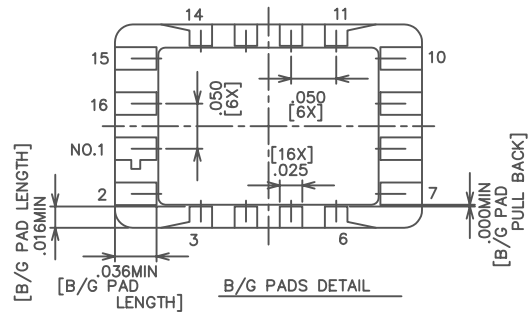
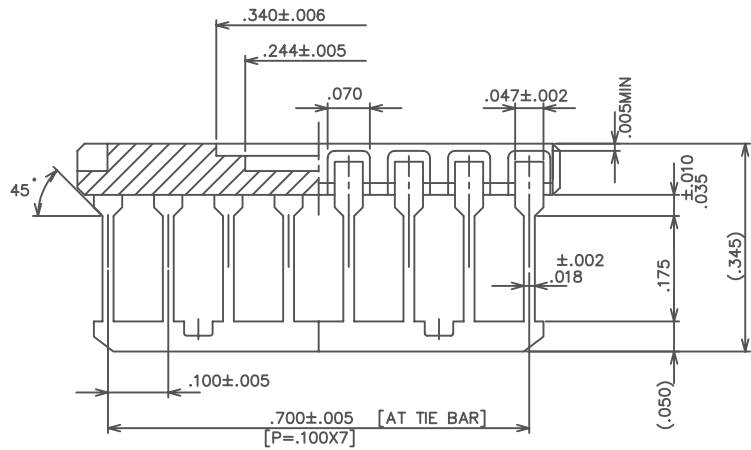
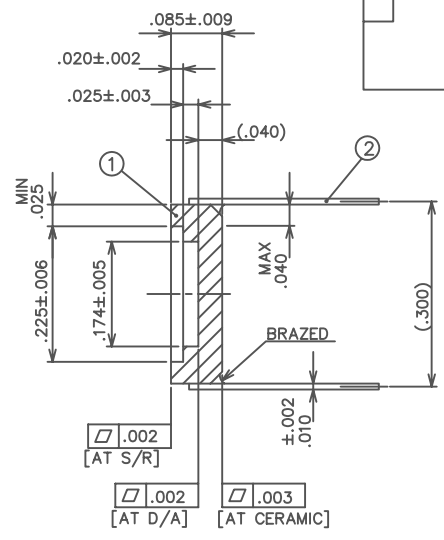
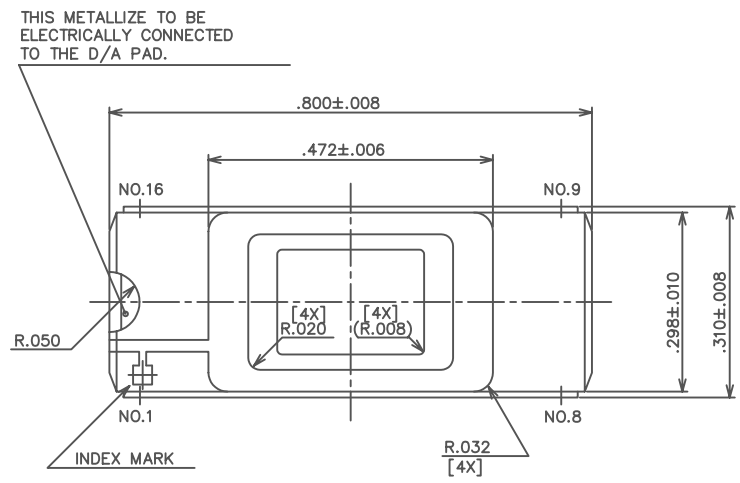


SSM P/N CSB01651

NTK

LATEST REVISION'S DESCRIPTION



- NOTES: 1. GOLD PLATE 80? INCHES MIN OVER 100? INCHES MIN NICKEL.
 2. NO LEAD TO BE ELECTRICALLY CONNECTED TO THE DIE ATTACH PAD. SEAL RING ISOLATED.
 3. LEAD RESISTANCE: 300m? MAX.

MODIFIED DWG NO. 1DK16F1-6319CAL

3					
2	LEAD	ALLOY42			
1	CERAMIC	BLACK ALUMINA			
Item	Name	Material	Description	Rev.	Description Date
UNLESS OTHERWISE SPECIFIED TOLERANCES: ± .001			DRAWN		
			M. MIZUNO		
N. L. T. 2 DECIMALS . XX ± 0.25			CHECKED		
3 DECIMALS . XXX ± 0.13			I. NOMURA		
CUSTOMER	SPECTRUM	APPROVED	I. NOMURA		
DWG NO.		UNIT	MM		
		SCALE			

PART NO. SHEET 1 OF 1



