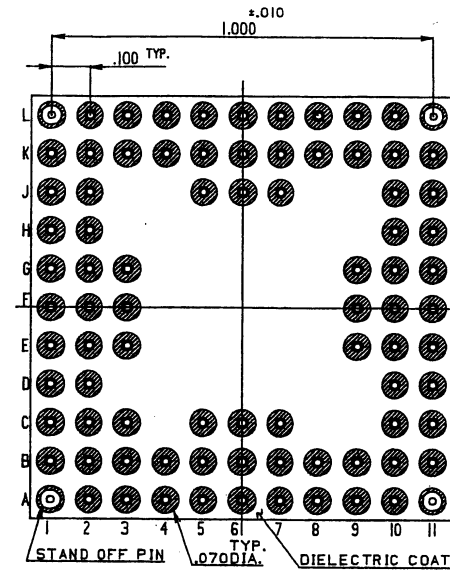
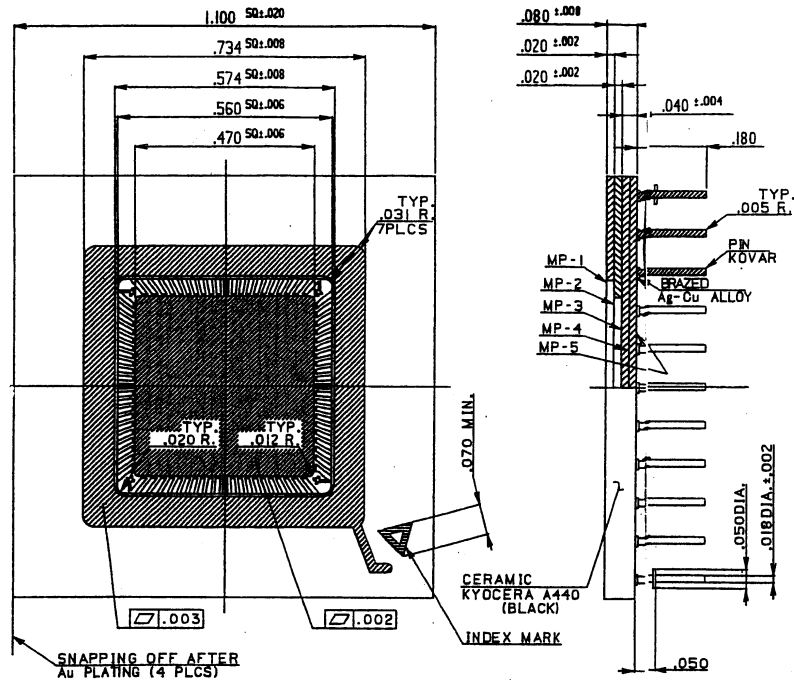


SSM P/N CPG08455



NOTES

1. PLATING THICKNESS TO BE PER CUSTOMER'S SPECIFICATION.
2. SEAL AREA TO BE METALLIZED.
3. DIE ATTACH AREA TO BE METALLIZED.
4. SEAL RING AND DIE ATTACH PAD TO BE FLOATING FROM ANY PINS.
5. LEAD RESISTANCE :
 B/F NO. 1, 11, 22, 32, 43, 53, 64, 74 ---- 200 mOMAX.
 THE OTHERS ----- 500 mOMAX.

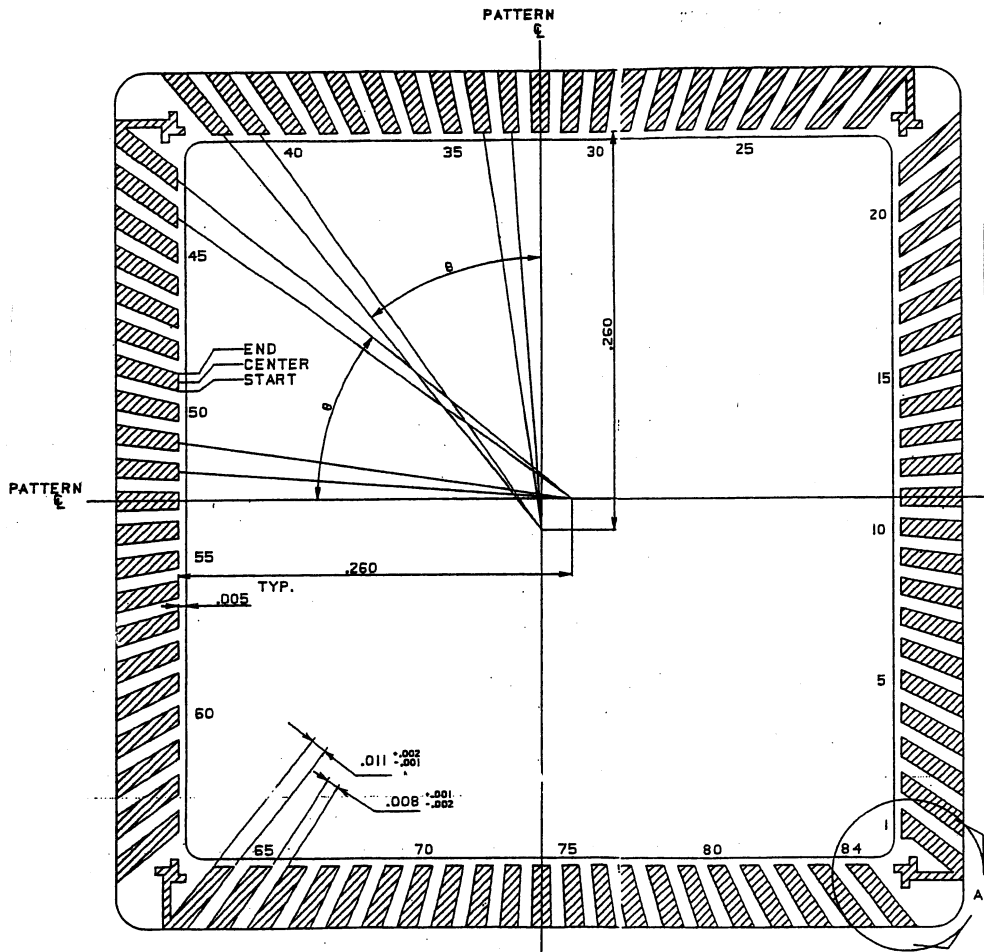
		PB085T763-1				S=0
						D=0
NAME	TOLERANCE	DRAWN	CHECKED	APPROVED	DATE	
1.85 PIN GRID-ARRAY PACKAGE	±.005	S.N.	S.A.	T.A.	OCT. 8, '87	
SCALE 5/1	MATERIAL AS INDICATED	S. Mc		T. Mc		
		DRAWING NO. KD-P87763				SHEET 1/3



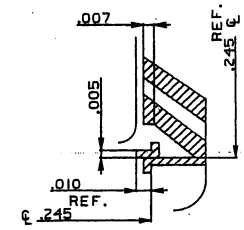
SPECTRUM
SEMICONDUCTOR MATERIALS, INC.

www.spectrum-semi.com Phone: 408-435-5555 Fax: 408-435-8226

SSM P/N CPG08455



B/F ANGLE θ°	B/F EDGES			B/F NO.
	CENTER	START	END	
0.000	0.0000	-0.0055	0.0055	11,32,53,74
4.180	0.0190	0.0195	0.0245	10,12,31,33,52,54,73,75
8.348	0.0382	0.0326	0.0437	9,13,30,34,51,55,72,76
12.484	0.0576	0.0519	0.0632	8,14,29,35,50,56,71,77
16.565	0.0773	0.0716	0.0831	7,15,28,36,49,57,70,78
20.571	0.0976	0.0917	0.1034	6,16,27,37,48,58,63,79
24.485	0.1184	0.1124	0.1244	5,17,26,38,47,59,64,80
28.290	0.1399	0.1337	0.1462	4,18,25,39,46,60,67,81
31.972	0.1623	0.1558	0.1688	3,19,24,40,45,61,66,82
35.519	0.1856	0.1788	0.1923	2,20,23,41,44,62,65,83
38.923	0.2100	0.2029	0.2170	1,21,22,42,43,63,64,84



DETAIL - A

BONDING PATTERN

MODIFICATION	NAME	TOLERANCE	DRAWN	CHECKED	APPROVED	DATE
	85 PIN GRID ARRAY PACKAGE	UNLESS OTHERWISE SPECIFIED	S.N	S.A	T.A	OCT. 8 '87
	SCALE 20/1	MATERIAL	[Signatures]			
	CHANGED	DATE	DRAWN	CHECKED	APPROVED	
						RELATION NO. KD-P87763 SHEET 2/2



SSM P/N CPG08455

WIRE BOND PAD / CONNECTOR PIN INTERCONNECTION PLAN

W/B NO.	PIN NO.	W/B NO.	PIN NO.	W/B NO.	PIN NO.	W/B NO.	PIN NO.	W/B NO.	PIN NO.
1	B2	21	L1	41	K9	61	B11	81	A3
2	C2	22	K2	42	L11	62	C10	82	A2
3	B1	23	K3	43	K10	63	A11	83	B3
4	C1	24	L2	44	J10	64	B10	84	A1
5	D2	25	L3	45	K11	65	B9		
6	D1	26	K4	46	J11	66	A10		
7	E3	27	L4	47	H10	67	A9		
8	E2	28	J5	48	H11	68	B8		
9	E1	29	K5	49	F10	69	A8		
10	F2	30	L5	50	G10	70	B6		
11	F3	31	K6	51	G11	71	B7		
12	G3	32	J6	52	G9	72	A7		
13	G1	33	J7	53	F9	73	C7		
14	G2	34	L7	54	F11	74	C6		
15	F1	35	K7	55	E11	75	A6		
16	H1	36	L6	56	E10	76	A5		
17	H2	37	L8	57	E9	77	B5		
18	J1	38	K8	58	D11	78	C5		
19	K1	39	L9	59	D10	79	A4		
20	J2	40	L10	60	C11	80	B4		

S/R	NC
D/A	NC
EXTRA PIN (C3)	NC

NAME 85 PIN GRID ARRAY PACKAGE		TOLERANCE UNLESS OTHERWISE SPECIFIED	DRAWN S.N.	CHECKED S.A.	APPROVED T.A.	DATE OCT. 8. 91
SCALE X	MATERIAL	±	S. A. T. A. C. H.			
			DRAWING NO. KD-P87763		SHEET 3/3	

