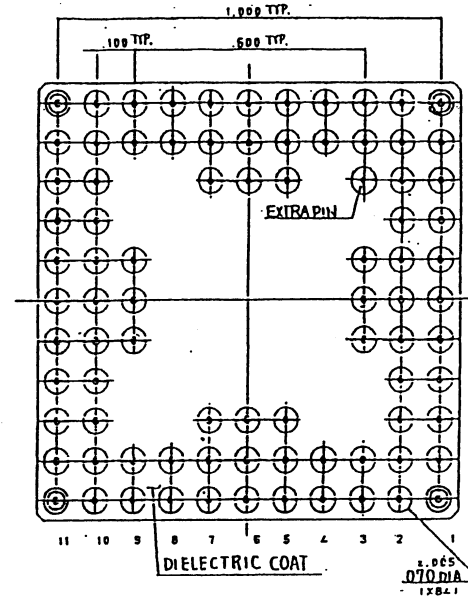
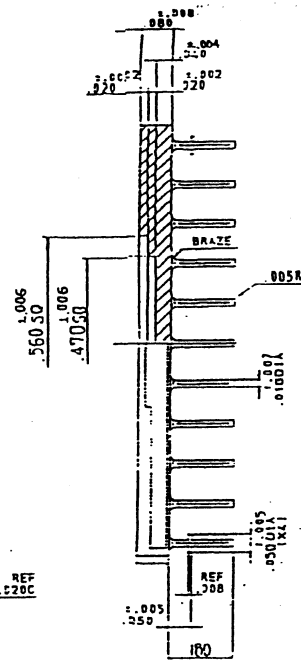
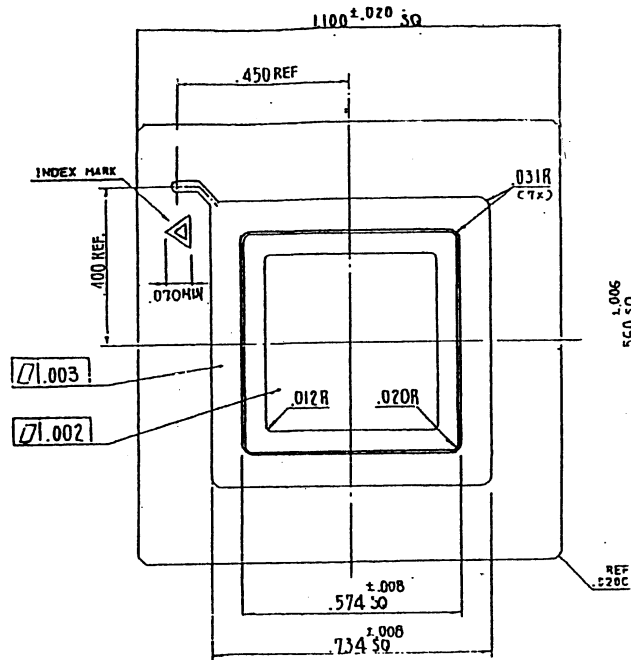


# SSM P/N CPG08454



CONNECTION TABLE (PAD-PIN)

PAD	PIN	PAD	PIN	PAD	PIN	PAD	PIN
1	B2	22	K2	43	K10	64	B10
2	C2	23	K3	44	J10	65	B9
3	B1	24	L2	45	K11	66	A10
4	C1	25	L3	46	J11	67	A9
5	D2	26	K4	47	H10	68	B8
6	D1	27	L4	48	H11	69	A8
7	E3	28	J5	49	F10	70	B6
8	E2	29	K5	50	G10	71	B7
9	E1	30	L5	51	G11	72	A7
10	F2	31	K6	52	G9	73	C7
11	F3	32	J6	53	F9	74	C6
12	G3	33	J7	54	F11	75	A6
13	G1	34	L7	55	E11	76	A5
14	G2	35	K7	56	E10	77	B5
15	F1	36	L6	57	E9	78	C5
16	H1	37	L8	58	D11	79	A4
17	H2	38	K8	59	D10	80	B4
18	J1	39	L9	60	C11	81	A3
19	K1	40	L10	61	B11	82	A2
20	J2	41	K9	62	C10	83	B3
21	L1	42	L11	63	A11	84	A1

NOTES:

- GOLD PLATING 60u IN MIN. THICKNESS OVER 50u IN MINIMUM THICKNESS OF NICKEL
- SEAL AREA TO BE METALLIZED.
- DIE ATTACH AREA TO BE METALLIZED.
- SEAL RING AND DIE ATTACH PAD TO BE FLOATING FROM ANY PINS.
- LEAD RESISTANCE:  
3/F NO. 1, 11, 22, 32, 43, 53, 64, 74 ..... 200Ω MAX.  
THE OTHERS ..... 500Ω MAX.
- EXTRAPIN(S) TO BE FLOATING FROM ANY PINS.

3	STAND OFF PINS ALLOYED				
2	PIN	ALLOYED			
1	CERAMIC	BLACK	REPTINA		
				NEW DRAWING	02-88
				DATE	
	UNLESS OTHERWISE SPECIFIED				
	TOLERANCES: ± 1%				
	M. L. T. 2 DECIMALS, 1/16, 1/32, 1/64, 1/128, 1/256				
		DRG	J. ONO		
		CHECKED			
		APPROVED	V. DA		
		UNIT	INCH		
		SCALE			
				TITLE	82PIN 1.470SQ PLUG IN PACKAGE
					SHEET 1 OF 2
					IPKBAF1-8200P



