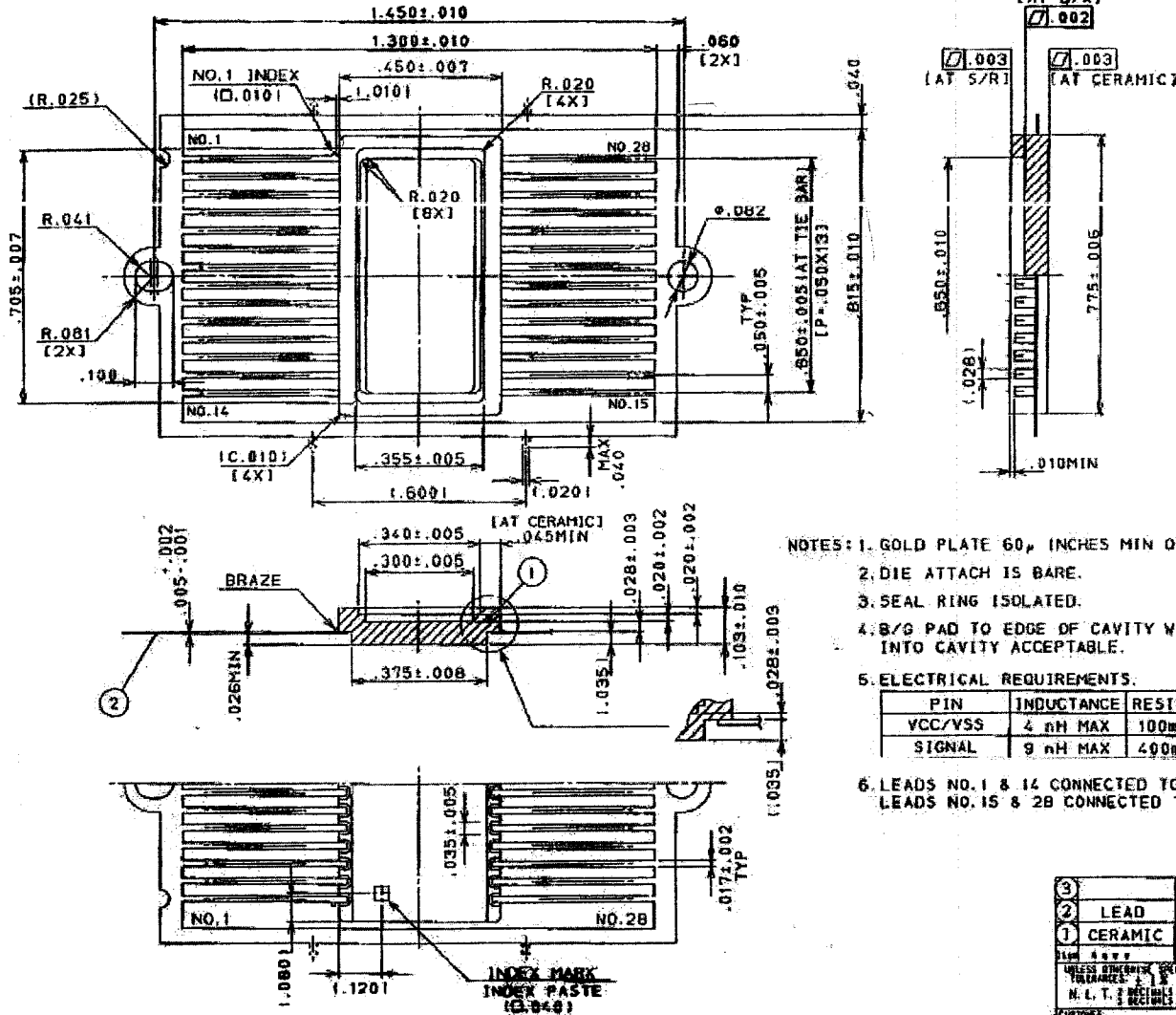


# SSM P/N CCF02819



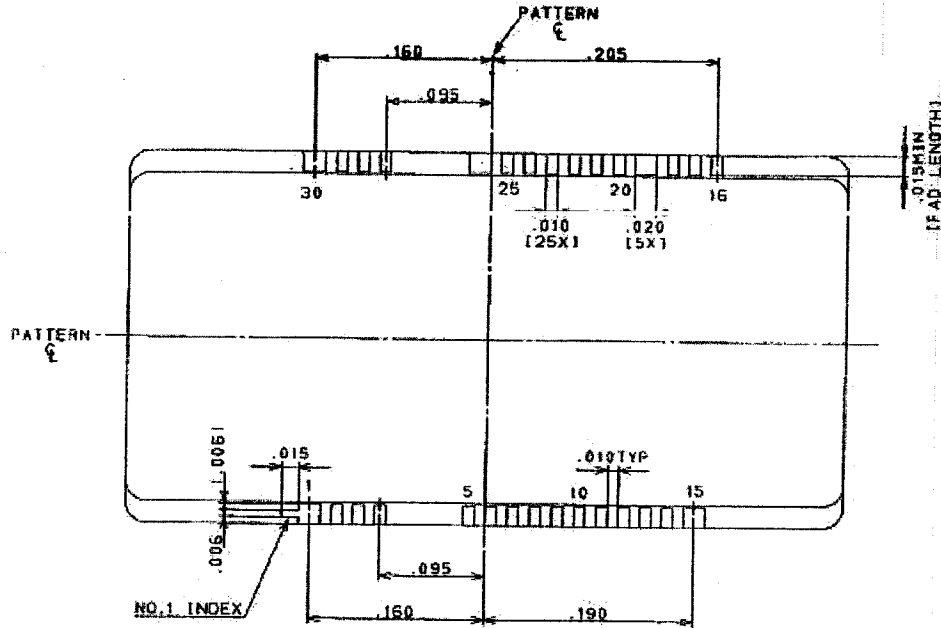
- NOTES: 1. GOLD PLATE 60, INCHES MIN OVER 80, INCHES MIN NICKEL.  
 2. DIE ATTACH IS BARE.  
 3. SEAL RING ISOLATED.  
 4. 8/9 PAD TO EDGE OF CAVITY WITH .007MAX ROUNDOFF INTO CAVITY ACCEPTABLE.  
 5. ELECTRICAL REQUIREMENTS:
- | PIN     | INDUCTANCE | RESISTANCE |
|---------|------------|------------|
| VCC/VSS | 4 nH MAX   | 100mΩ MAX  |
| SIGNAL  | 9 nH MAX   | 400mΩ MAX  |
6. LEADS NO. 1 & 14 CONNECTED TO POWER PLANE (VCC).  
 LEADS NO. 15 & 28 CONNECTED TO GND PLANE (VSS).

|          |                           |               |          |                   |
|----------|---------------------------|---------------|----------|-------------------|
| 3        |                           |               |          | APR-10-1992       |
| 2        | LEAD                      | ALLOY22       | A        | RE DRAWING -1992  |
| 1        | CERAMIC                   | BLACK ALUMINA | 0        | NEW DRAWING -1997 |
| DATE     | 4-8-92                    | DESIGNER      | Y. KACHI | CHK               |
| DESIGN   | Y. KACHI                  | CHECKER       | Y. KACHI | DATE              |
| CUSTOMER | INTECH TECHNICAL CERAMICS |               |          |                   |
|          | MAX SPARK PLUG CO., LTD   |               |          |                   |
|          | 28 LEAD FLAT PACKAGE      |               |          |                   |
|          | 1FK20P1-2810A             |               |          |                   |



www.spectrum-semi.com Phone: 408-435-5555 Fax: 408-435-8226

SSM P/N CCF02819

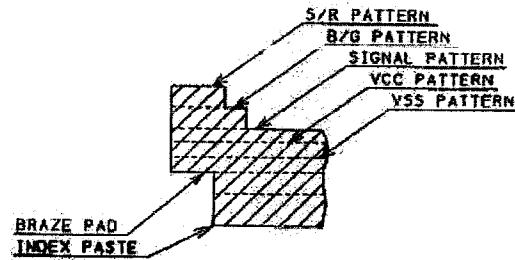


CONNECTION TABLE

| PAD NO. | LEAD NO.   | PAD NO. | LEAD NO.    |
|---------|------------|---------|-------------|
| 1       | 1,14 (VCC) | 16      | 15,28 (VSS) |
| 2       | 2          | 17      | 16          |
| 3       | 3          | 18      | 17          |
| 4       | 1,14 (VCC) | 19      | 15,28 (VSS) |
| 5       | 1,14 (VCC) | 20      | 18          |
| 6       | 4          | 21      | 19          |
| 7       | 5          | 22      | 20          |
| 8       | 6          | 23      | 23          |
| 9       | 9          | 24      | 24          |
| 10      | 10         | 25      | 25          |
| 11      | 11         | 26      | 15,28 (VSS) |
| 12      | 1,14 (VCC) | 27      | 26          |
| 13      | 12         | 28      | 15,28 (VSS) |
| 14      | 13         | 29      | 27          |
| 15      | 1,14 (VCC) | 30      | 15,28 (VSS) |

|     | LEAD NO.  |
|-----|-----------|
| N/C | 7,8,21,22 |

B/G PADS DETAIL



PACKAGE LAY-UP

